

Distributed by:

**Aim to move forward with
4 advantages of ELSS**



**Mahindra Manulife
ELSS Tax Saver Fund**

(An open ended equity linked saving scheme with a statutory lock in of 3 years and tax benefit)

**Invest in Mahindra Manulife ELSS Tax Saver Fund
and save upto ₹ 51,480/-* on taxes**

ELSS = Equity Linked Savings Scheme

October 31, 2024

Why invest in this Scheme ?

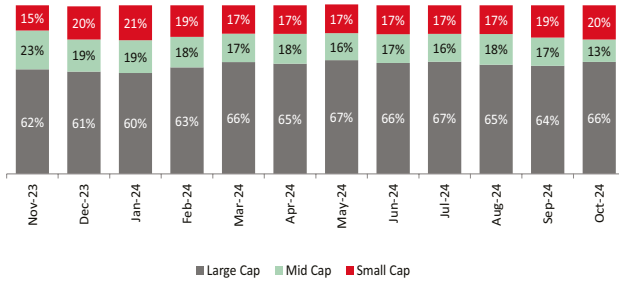
- Tax benefit with deduction under Section 80C of Income Tax Act, 1961*
- 3-year lock-in period to maximise growth potential
- Potential Capital Appreciation through a diversified equity portfolio

*Assuming investor uses the entire ₹ 1.50 lac limit available under section 80C of the Income Tax Act 1961 for investing in Mahindra Manulife ELSS Tax Saver Fund. The tax benefit is calculated on the basis of current applicable tax rates under the old regime, ignoring marginal relief on surcharge, if any, for net taxable income between ₹ 50 lacs and ₹ 1 crore. The Finance Act 2020 has introduced a new income tax regime at concessional tax rates for individual taxpayers. However, the option for such concessional tax regime requires the taxpayer to forego certain solicited deductions including deduction u/s 80C of Income Tax Act, 1961. Please consult your financial / tax advisor before investing.

Scheme Positioning

- A portfolio of companies with strong industry leadership and high moat.
- A well-diversified portfolio that looks to capture potential long term growth opportunities from across market caps.

12 Month Market Capitalization Trend (% to Equity Holdings)



As per the Market Capitalization data provided by AMFI (In line with the applicable SEBI guidelines)

Top 5 Sectors of the scheme (% to Net Assets)

Sector	MMETSF*	Nifty 500 TRI
Financial Services	32.04%	28.98%
Information Technology	8.74%	9.64%
Consumer Durables	6.60%	3.05%
Oil Gas & Consumable Fuels	6.58%	7.82%
Construction	5.49%	2.99%

*Mahindra Manulife ELSS Tax Saver Fund Data as on October 31, 2024

Significant Portfolio changes of the Current Month


Fresh Additions	Complete Exits
Security	Security
Bharti Airtel Limited	Colgate Palmolive (India) Limited
Cholamandalam Investment and Finance Company Ltd	Honeywell Automation India Limited
Cipla Limited	Maruti Suzuki India Limited
GHCL Limited	Samvardhana Motherson International Limited
HDFC Life Insurance Company Limited	-
Hindalco Industries Limited	-
Mahindra & Mahindra Limited	-

Note: The companies/stock(s) referred above are only for the purpose of disclosure of significant portfolio changes during the month and should not be construed as recommendation to buy/sell/ hold. The fund manager may or may not choose to hold these companies/stocks, from time to time. Investors are requested to consult their financial, tax and other advisors before taking any investment decision(s). Data as on October 31, 2024

Portfolio Update for the Month

- Key Overweight sectors/Industries include Banks, Consumer Durables and Construction vs the Scheme's Benchmark
- Key Underweight sectors /Industries include Healthcare, Automobile and Auto Components and Capital Goods vs the Scheme's Benchmark
- Portfolio is around 53% invested in Equities (Unhedged)

Asset Allocation (%)



Data as on October 31, 2024

Top 10 Equity Holdings (as on October 31, 2024)

Security	% to Net Assets
HDFC Bank Limited	9.79%
ICICI Bank Limited	8.70%
Infosys Limited	4.94%
Reliance Industries Limited	4.78%
Larsen & Toubro Limited	4.02%
State Bank of India	3.42%
Axis Bank Limited	3.07%
Hindustan Unilever Limited	2.62%
Voltas Limited	2.24%
Tata Consultancy Services Limited	2.10%
Total	45.68%

Portfolio Stats

Turnover Ratio (Last 1 year)	0.83
Standard Deviation	13.23%
Beta	0.91
Sharpe Ratio [#]	0.52
Jenson's Alpha	-0.1350

#Risk-free rate assumed to be 6.61% (MIBOR as on 31-10-24) - Source: www.mmda.org
Note: As per AMFI guidelines for factsheet, the ratios are calculated based on month rolling returns for last 3 years. Data as on October 31, 2024.

Scheme Details

Investment Objective:

The investment objective of the Scheme is to generate long term capital appreciation through a diversified portfolio of equity and equity related securities. The Scheme does not guarantee or assure any returns.

Fund Manager:

Ms. Fatema Pacha

Total Experience: 18 years

Experience in managing this fund: 4 years (managing since October 16, 2020)

Mr. Manish Lodha

Total Experience: 23 years

Experience in managing this fund: 3 years and 10 months (Managing since December 21, 2020)

Date of allotment: October 18, 2016

Benchmark: Nifty 500 TRI

Option: IDCW (IDCW Option will have only IDCW Payout facility) and Growth (D)

D- Default

Minimum Application Amount: Rs. 500 and in multiples of Rs.500 thereafter

Minimum Additional Purchase Amount: Rs. 500 and in multiples of Rs. 500 thereafter

Minimum Repurchase Amount: Rs. 500 or 50 units or account balance, whichever is lower

Minimum Weekly & Monthly SIP Amount: Rs 500 and in multiples of Rs 500 thereafter

Minimum Weekly & Monthly SIP installments: 6

Minimum Quarterly SIP Amount: Rs 1,500 and in multiples of Rs 500 thereafter

Minimum Quarterly SIP installments: 4

Monthly AAUM as on October 31, 2024 (Rs. in Cr.): 946.12

Monthly AUM as on October 31, 2024 (Rs. in Cr.): 925.33

Entry Load: Not applicable

Exit Load: Nil

Scheme Performance (as on October 31, 2024)

Mahindra Manulife ELSS Tax Saver Fund	CAGR Returns (%)				Value of Investment of ₹ 10,000*				NAV / Index Value (as on October 31, 2024)
	1 Year	3 Years	5 Years	Since Inception	1 Year (₹)	3 Years (₹)	5 Years (₹)	Since Inception	
Regular Plan - Growth Option	28.73	13.35	18.31	13.44	12,882	14,577	23,200	27,560	27.5595
Nifty 500 TRI ^A	36.22	15.71	19.75	16.02	13,633	15,511	24,645	33,034	35,830.98
Nifty 50 TRI ^{AA}	28.30	12.35	16.61	15.00	12,839	14,195	21,582	30,776	35,971.14

^ABenchmark ^{AA}Additional Benchmark. CAGR - Compounded Annual Growth Rate. Inception/Allotment date: 18-Oct-16. **Past performance may or may not be sustained in future and should not be used as a basis of comparison with other investments.** Returns greater than 1 year period are compounded annualized. For SIP returns, monthly investment of equal amounts invested on the 1st business day of every month has been considered. CAGR Returns (%) are computed after accounting for the cash flow by using the XIRR method (investment internal rate of return).

SIP Performance (as on October 31, 2024)

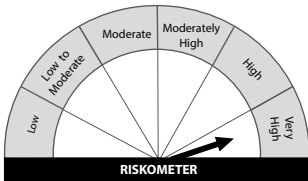
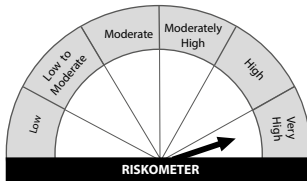
SIP Investment Period	Total Amount Invested (₹)	Regular Plan		Nifty 500 TRI ^A		Nifty 50 TRI ^{AA}	
		Market Value (₹)	CAGR Returns (%)	Market Value (₹)	CAGR Returns (%)	Market Value (₹)	CAGR Returns (%)
1 Year	1,20,000	1,28,702	13.69	1,31,885	18.82	1,29,344	14.72
3 Years	3,60,000	4,73,499	18.62	4,96,994	22.09	4,64,325	17.23
5 Years	6,00,000	10,04,132	20.71	10,49,220	22.52	9,55,291	18.66
Since Inception	9,60,000	18,80,302	16.34	20,46,356	18.38	18,74,653	16.27

^ABenchmark ^{AA}Additional Benchmark. CAGR - Compounded Annual Growth Rate. Inception/Allotment date: 18-Oct-16. **Past performance may or may not be sustained in future and should not be used as a basis of comparison with other investments.** Returns greater than 1 year period are compounded annualized. For SIP returns, monthly investment of equal amounts invested on the 1st business day of every month has been considered. CAGR Returns (%) are computed after accounting for the cash flow by using the XIRR method (investment internal rate of return).

Distributed by:

Disclaimer: Readers of this material should rely on information / data arising out of their own investigations and advised to seek independent professional advice and arrive at an informed decision before making any investments. Neither Mahindra Manulife Investment Management Private Limited nor Mahindra Manulife Trustee Private Limited, its directors or associates shall be liable for any damages that may arise from the use of the information contained herein.

Get in Touch: Unit No. 204, 2nd Floor, Amity Building, Piramal Agastya Corporate Park, LBS Road, Kamani Junction, Kurla (W), Mumbai - 400 070.
Phone: +91-22-66327900, Fax: +91-22-66327932
Toll Free No.: 1800 419 6244 Website: www.mahindramanulife.com

Scheme Name	This Product is Suitable for investors who are seeking*	Scheme Riskometer	Scheme Benchmark	Benchmark Riskometer
Mahindra Manulife ELSS Tax Saver Fund	<ul style="list-style-type: none"> Long term capital appreciation Investment predominantly in equity and equity related securities. 	 <p>Investors understand that their principal will be at very high risk</p>	Nifty 500 TRI	

*Investors should consult their financial advisers if in doubt about whether the product is suitable for them.

Mutual Fund investments are subject to market risks, read all scheme related documents carefully.

Performance of other schemes managed by the Fund Manager(s)

Scheme Name	Scheme Inception Date	Fund Manager(s)	Managing since	CAGR Returns (%)		
				1 yr	3 yrs	5 yrs
Mahindra Manulife Multi Cap Fund - Reg - Growth	11-May-17	Mr. Manish Lodha	21-Dec-20	40.24	18.18	24.63
		Ms. Fatema Pacha	16-Oct-20			
Nifty 500 Multicap 50:25:25 TRI [^]				39.56	18.58	23.46
Mahindra Manulife Consumption Fund - Reg - Growth	13-Nov-18	Mr. Navin Matta ^{EE}	24-Oct-24	36.89	18.34	17.23
		Ms. Fatema Pacha	21-Dec-20			
Nifty India Consumption TRI [^]				39.07	18.86	18.57
Mahindra Manulife Equity Savings Fund - Reg - Growth	01-Feb-17	Mr. Manish Lodha (Equity Portion)	21-Dec-20	15.45	7.91	11.21
		Mr. Renjith Sivaram (Equity Portion)	03-Jul-23			
		Mr. Rahul Pal (Debt Portion)	05-Jan-24			
		Mr. Pranav Patel ^S	Since inception			
Nifty Equity Savings TRI [^]				14.90	8.56	10.07
Mahindra Manulife Mid Cap Fund - Reg - Growth	30-Jan-18	Mr. Krishna Sanghavi ^{EE}	24-Oct-24	49.45	23.70	27.59
		Mr. Manish Lodha	21-Dec-20			
Nifty Midcap 150 TRI [^]				44.01	23.21	28.45
Mahindra Manulife Aggressive Hybrid Fund - Reg - Growth	19-July-19	Ms. Fatema Pacha (Equity Portion)	16-Oct-20	33.70	15.52	18.98
		Mr. Manish Lodha (Equity Portion)	21-Dec-20			
		Mr. Rahul Pal (Debt Portion)	Since inception			
		Mr. Amit Garg (Debt Portion)	02-May-24			
CRISIL Hybrid 35+65 Aggressive Index [^]				25.57	11.89	15.10
Mahindra Manulife Large Cap Fund - Reg - Growth	15-Mar-19	Ms. Fatema Pacha	21-Dec-20	31.16	11.66	15.59
Nifty 100 TRI [^]				32.97	13.13	17.04
Mahindra Manulife Large & Mid Cap Fund - Reg - Growth	30-Dec-19	Mr. Manish Lodha	21-Dec-20	34.84	15.97	-
NIFTY Large Midcap 250 TRI [^]				38.47	18.19	-
Mahindra Manulife Arbitrage Fund - Reg - Growth	24-Aug-20	Mr. Navin Matta (Equity Portion) ^{EE}	24-Oct-24	5.96	4.79	-
		Mr. Manish Lodha (Equity Portion)	21-Dec-20			
		Mr. Rahul Pal (Debt Portion)	Since inception			
Nifty 50 Arbitrage Index [^]				7.16	6.24	-
Mahindra Manulife Focused Fund - Reg - Growth	17-Nov-20	Mr. Krishna Sanghavi	Since inception	42.58	19.48	-
		Ms. Fatema Pacha	21-Dec-20			
Nifty 500 TRI [^]				36.22	15.71	-
Mahindra Manulife Flexi Cap Fund - Reg - Growth	23-Aug-21	Ms. Fatema Pacha	Since inception	31.11	15.39	-
		Mr. Manish Lodha				
Nifty 500 TRI [^]				36.22	15.71	-
Mahindra Manulife Balanced Advantage Fund - Reg - Growth	30-Dec-21	Mr. Manish Lodha (Equity Portion)	Since inception	26.45	-	-
		Ms. Fatema Pacha (Equity Portion)				
		Mr. Rahul Pal (Debt Portion)				
Nifty 50 Hybrid Composite Debt 50: 50 Index [^]				18.75	-	-
Mahindra Manulife Small Cap Fund - Reg - Growth	12-Dec-22	Mr. Krishna Sanghavi ^{EE}	24-Oct-24	51.50	-	-
		Mr. Manish Lodha	Since inception			
BSE 250 Small Cap TRI [^]				46.91	-	-

[^]Benchmark CAGR - Compounded Annual Growth Rate. ^SDedicated Fund Manager for Overseas Investments.

Past performance may or may not be sustained in future and should not be used as a basis of comparison with other investments. The performance details provided above are of Growth Option under Regular Plan. Different Plans i.e Regular Plan and Direct Plan under the scheme has different expense structure. Ms. Fatema Pacha manage 8 schemes and Mr. Manish Lodha manage 11 schemes each of Mahindra Manulife Mutual Fund. The performance data for the schemes which have not completed one year has not been provided.

Performance as on October 31, 2024

^{EE}Pursuant to change in Fund Management Responsibilities, the scheme shall be managed by Mr. Krishna Sanghavi effective October 24, 2024.

^{EE}Pursuant to change in Fund Management Responsibilities, the scheme shall be managed by Mr. Navin Matta effective October 24, 2024.

Disclaimer : Readers of this material should rely on information / data arising out of their own investigations and advised to seek independent professional advice and arrive at an informed decision before making any investments. Neither Mahindra Manulife Investment Management Private Limited nor Mahindra Manulife Trustee Private Limited, its directors or associates shall be liable for any damages that may arise from the use of the information contained herein.

Get in Touch: Unit No. 204, 2nd Floor, Amiti Building, Piramal Agastya Corporate Park, LBS Road, Kamani Junction, Kurla (W), Mumbai - 400 070.

Phone: +91-22-66327900, Fax: +91-22-66327932, Toll Free No.: 1800 419 6244 Website: www.mahindramanulife.com

Mutual Fund investments are subject to market risks, read all scheme related documents carefully.